

Scaled data based on original data using
LM-79-08 Approved Method: Electrical and Photometric Measurements of Solid-
State Lighting Products

Test Report Prepared for
Cooper Lighting Solutions
(formerly Eaton)

Brand: STREETWORKS

Report Number: P383048

Luminaire Tested: **GAN-SA4A-735-U-5WQ**

Issue Date: 3/3/2020

Test Information

Test Method: LM-79-08
Report Number: P383048
TEST IS SCALED FROM IESNA LM-79-08 TEST DATA (G2-1903-205-2)
Test Lab: INNOVATION CENTER
Issue Date: 3/3/2020
Manufacturer: COOPER LIGHTING SOLUTIONS (FORMERLY EATON)
Product Line: STREETWORKS
Catalog Number: GAN-SA4A-735-U-5WQ
Description: GALLEON AREA AND ROADWAY LUMINAIRE
(4) 70 CRI, 3500K, 615mA LIGHTSQUARES WITH 16 LEDS EACH AND TYPE V WIDE OPTICS
Light Source: -
Ballast/Driver: ELECTRONIC DRIVER

Summary

Lumens per Lamp: N/A
Luminaire Lumens: 18445.6 lumens
Efficiency: N/A
Efficacy: 143.0 lumens/watt
Luminous Opening: Rectangular (W 1' x L: 1' x H: 0')
IES Classification: Type V - Short
BUG Rating: B5 - U0 - G3

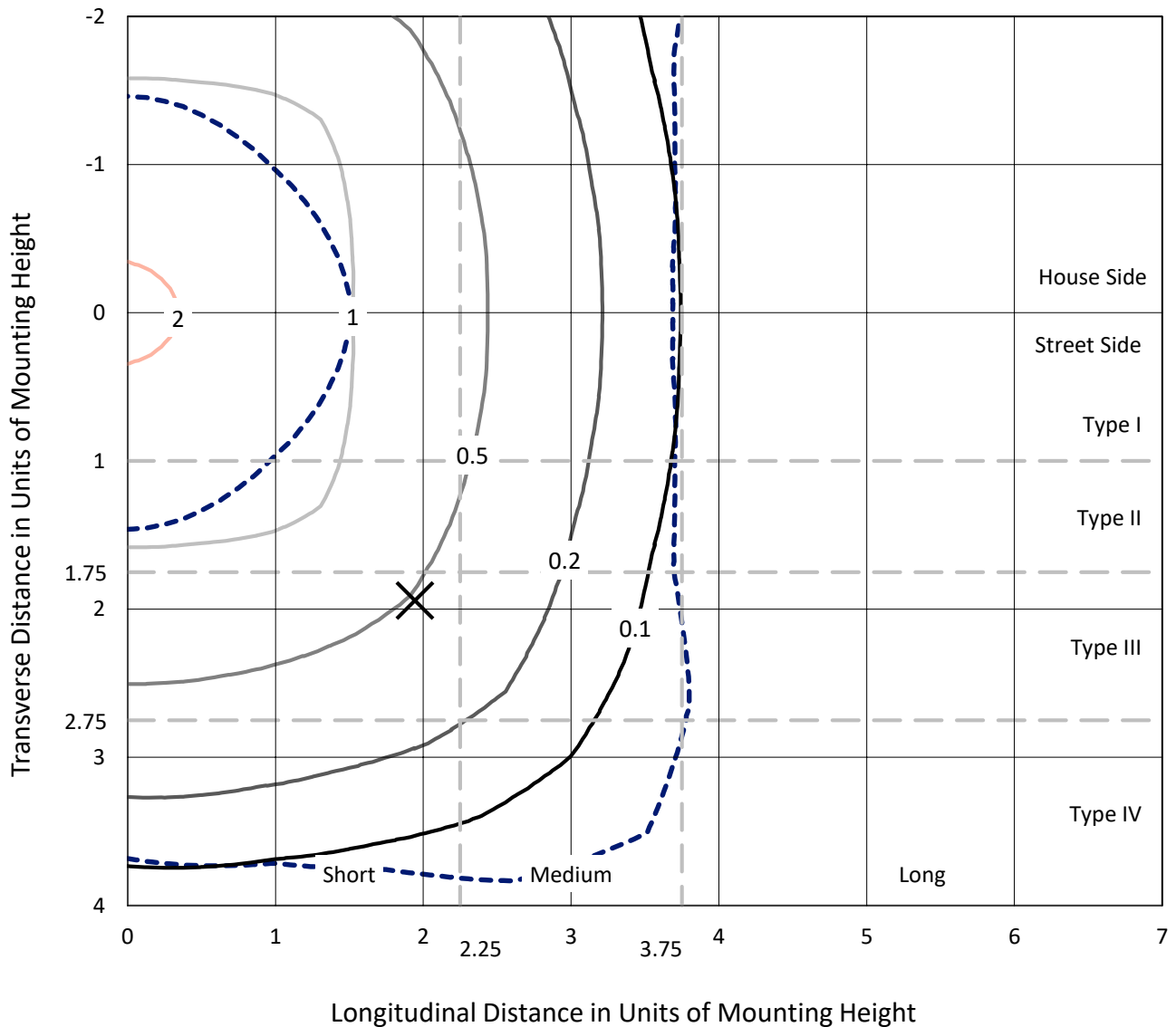
Input Watts (W): 129
Input Voltage (V): NR
Input Current (Ain): NR
Voltage Rise (V): NR
Power Factor: NR
Total Harmonic Distortion (THDi): NR
Frequency (hertz): 60
Stabilization Time: NR
Operation Time: NR
Ambient Temperature (°C): NR
Test Distance: 24 FT



REPORT NUMBER: P383048
 CATALOG NUMBER: GAN-SA4A-735-U-5WQ

Iso-Footcandle Lines of Horizontal Illumination

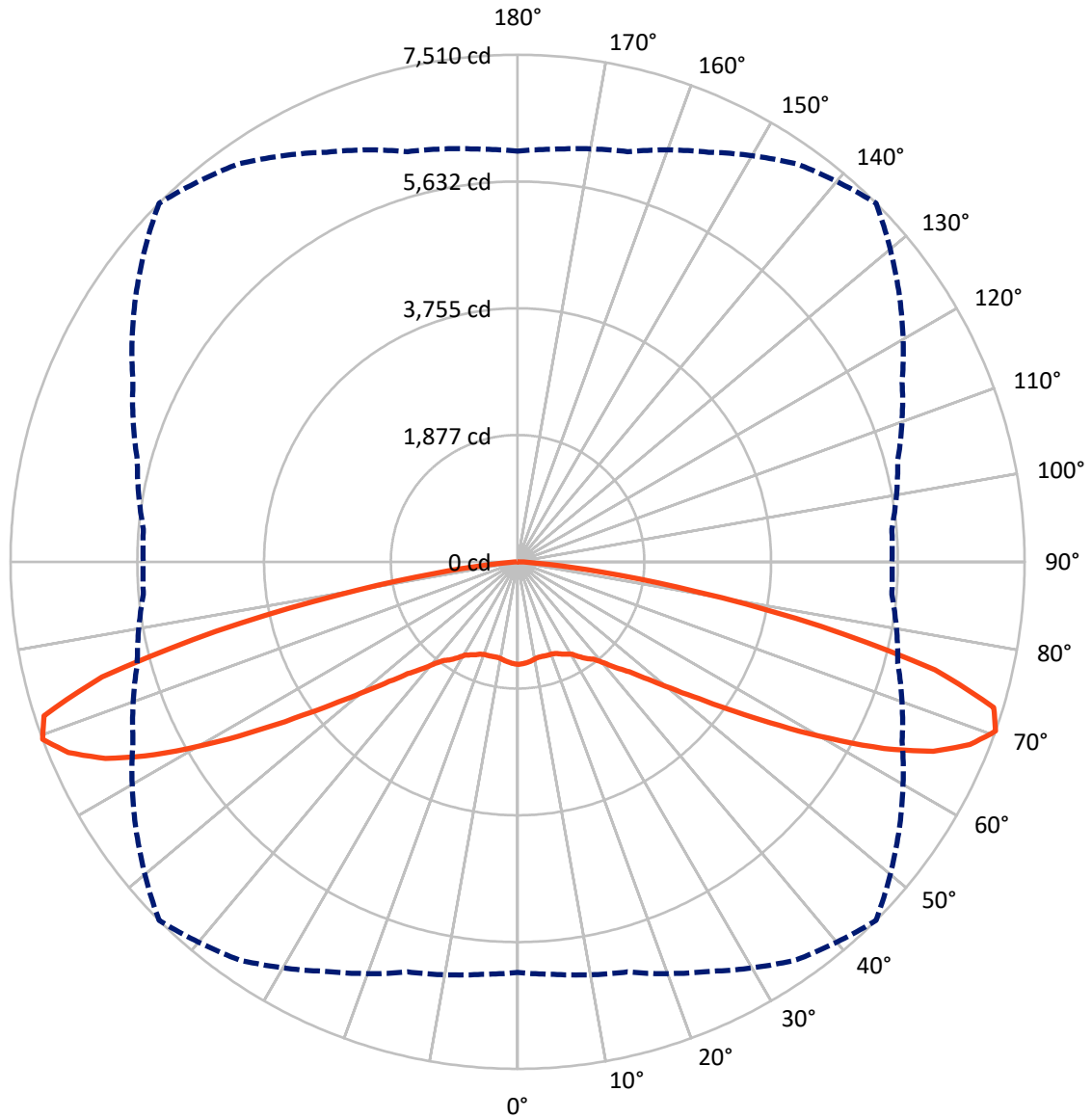
× Max cd
 - - - 1/2 Max cd



Based on 25 foot mounting height. Maximum calculated value = 2.4 fc
 Type V - Short - N/A

REPORT NUMBER: P383048
CATALOG NUMBER: GAN-SA4A-735-U-5WQ

Luminous Intensity Polar Plot



— Vertical Plane Through 45-Deg Lateral - - - Horizontal Cone Through 70-Deg Vertical

REPORT NUMBER: P383048
 CATALOG NUMBER: GAN-SA4A-735-U-5WQ

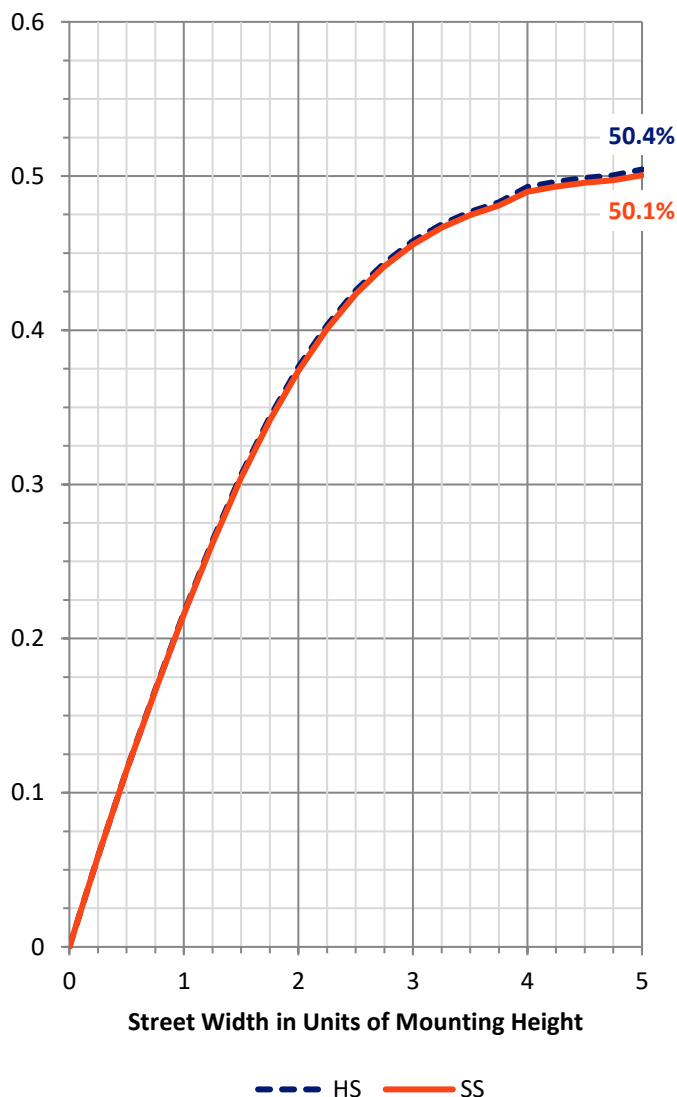
FLUX DISTRIBUTION:

		Downward	Upward	Total
House Side	Lumens	9222.8	0.0	9222.8
	% Fixture	50.0	0.0	50.0
Street Side	Lumens	9222.8	0.0	9222.8
	% Fixture	50.0	0.0	50.0
Total	Lumens	18445.6	0.0	18445.6
	% Fixture	100.0	0.0	100.0

ZONAL LUMENS:

Zone	Lumens	% Fixture
0°-10°	141.7	0.8
10°-20°	413.9	2.2
20°-30°	705.6	3.8
30°-40°	1102.6	6.0
40°-50°	1868.6	10.1
50°-60°	3407.6	18.5
60°-70°	5866.4	31.8
70°-80°	4598.3	24.9
80°-90°	340.9	1.8
90°-100°	0.0	0.0
100°-110°	0.0	0.0
110°-120°	0.0	0.0
120°-130°	0.0	0.0
130°-140°	0.0	0.0
140°-150°	0.0	0.0
150°-160°	0.0	0.0
160°-170°	0.0	0.0
170°-180°	0.0	0.0
0°-90°	18445.6	100.0
0°-180°	18445.6	100.0

Coefficient of Utilization

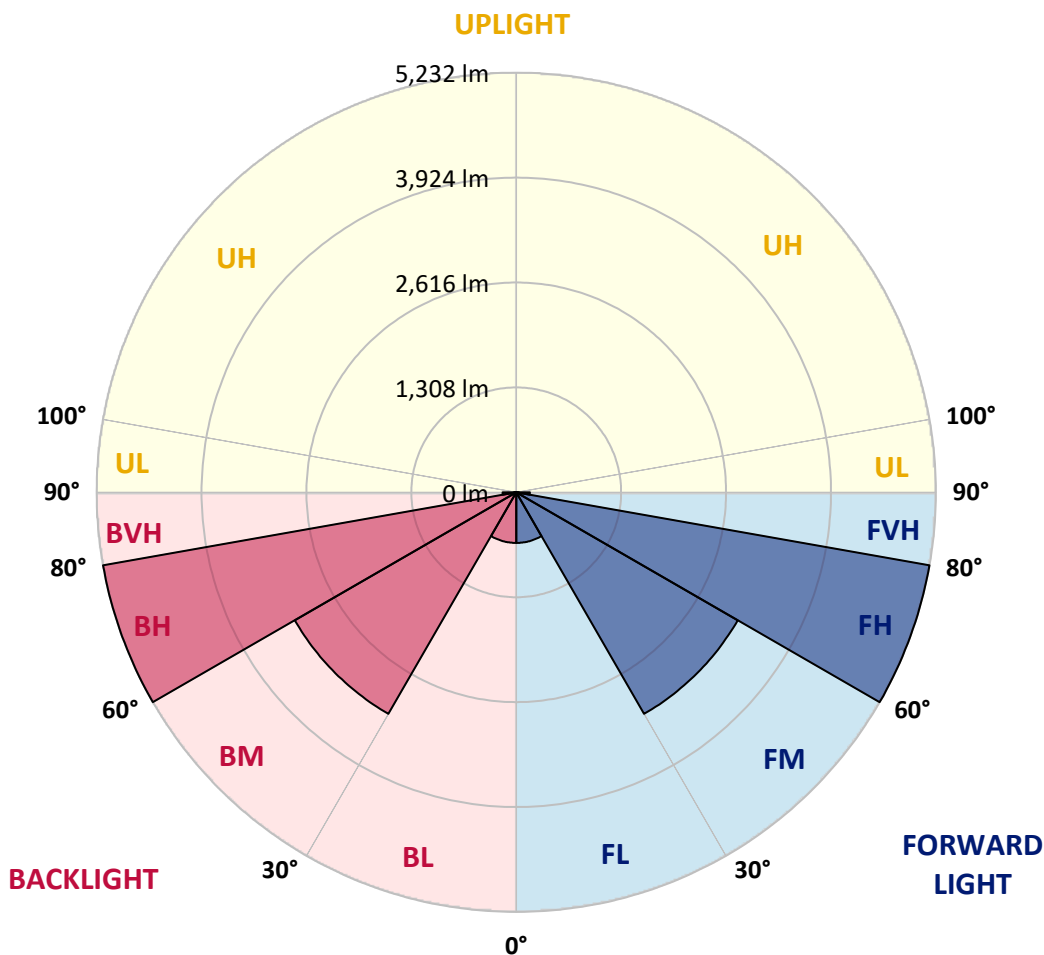


REPORT NUMBER: P383048
 CATALOG NUMBER: GAN-SA4A-735-U-5WQ

LUMINAIRE CLASSIFICATION SYSTEM LUMEN TABLE AND BUG RATING:

Zone	Lumens	% Fixture	Zone Rating/Lumen Limit		
			B	U	G
FL (0°-30°)	630.6	3.4			
FM (30°-60°)	3189.4	17.3			
FH (60°-80°)	5232.3	28.4			G3/7500
FVH (80°-90°)	170.5	0.9			G2/225
BL (0°-30°)	630.6	3.4	B2/1000		
BM (30°-60°)	3189.4	17.3	B3/5000		
BH (60°-80°)	5232.3	28.4	B5		G3/7500
BVH (80°-90°)	170.5	0.9			G2/225
UL (90°-100°)	0.0	0.0		U0/0	
UH (100°-180°)	0.0	0.0		U0/0	

BUG Rating: B5-U0-G3
 Type V Short





REPORT NUMBER: P383048
 CATALOG NUMBER: GAN-SA4A-735-U-5WQ

CANDELA DISTRIBUTION (FULL):

	0°	5°	15°	25°	35°	45°	55°	65°	75°	85°	90°
0°	1518.0	1518.0	1518.0	1518.0	1518.0	1518.0	1518.0	1518.0	1518.0	1518.0	1518.0
2.5°	1511.3	1513.2	1511.3	1512.6	1509.6	1510.8	1510.8	1510.8	1510.1	1510.8	1509.6
5°	1497.9	1499.1	1496.7	1497.9	1496.1	1497.9	1498.6	1497.9	1496.7	1497.4	1494.9
7.5°	1477.8	1479.0	1477.2	1479.0	1476.6	1479.7	1479.0	1477.2	1475.4	1475.4	1473.0
10°	1466.8	1467.5	1462.5	1460.8	1455.3	1456.5	1458.2	1460.1	1462.0	1465.6	1465.0
12.5°	1467.5	1467.5	1460.1	1452.2	1444.3	1446.0	1449.1	1455.8	1463.2	1469.9	1470.4
15°	1473.5	1473.0	1462.0	1449.1	1443.6	1449.1	1451.0	1455.3	1466.8	1478.5	1479.0
17.5°	1477.8	1477.8	1460.8	1446.0	1445.5	1454.1	1453.4	1455.3	1468.0	1485.2	1485.7
20°	1485.7	1485.7	1463.7	1447.9	1447.9	1457.0	1457.7	1460.8	1473.5	1492.4	1495.5
22.5°	1503.4	1504.1	1480.9	1468.0	1469.2	1474.7	1476.6	1481.4	1493.1	1513.8	1517.5
25°	1528.5	1529.7	1505.8	1498.6	1502.9	1513.2	1512.0	1515.6	1528.5	1548.6	1552.2
27.5°	1563.2	1560.2	1538.2	1535.2	1539.4	1546.7	1546.2	1546.7	1557.1	1575.4	1579.7
30°	1608.4	1607.2	1591.3	1593.1	1591.3	1588.8	1589.5	1594.3	1599.8	1614.5	1618.8
32.5°	1652.3	1653.5	1643.8	1652.9	1666.4	1675.5	1661.4	1648.0	1641.9	1649.9	1653.5
35°	1731.7	1734.6	1719.5	1713.3	1731.7	1758.5	1718.8	1696.8	1709.0	1719.5	1722.4
37.5°	1866.4	1868.3	1842.7	1818.3	1804.9	1830.5	1790.8	1792.7	1835.3	1854.9	1854.2
40°	2020.2	2020.8	2003.8	1982.4	1959.2	1965.3	1949.4	1954.3	1982.4	2000.1	2005.0
42.5°	2203.3	2201.4	2174.6	2144.0	2137.3	2143.5	2116.7	2112.9	2145.4	2177.0	2177.7
45°	2440.7	2436.4	2401.6	2368.0	2335.7	2322.3	2315.5	2333.2	2377.8	2407.1	2407.7
47.5°	2696.3	2684.7	2666.4	2639.5	2611.5	2598.1	2587.1	2595.6	2628.0	2639.5	2640.8
50°	2959.2	2961.7	2965.4	2955.0	2944.6	2940.3	2911.6	2895.2	2904.9	2883.6	2880.5
52.5°	3271.0	3276.0	3311.4	3341.2	3358.9	3368.1	3313.8	3257.1	3225.3	3183.8	3171.6
55°	3639.0	3646.9	3698.8	3781.8	3867.2	3912.3	3814.1	3707.9	3609.7	3532.2	3507.2
57.5°	4049.0	4063.0	4134.4	4293.7	4468.8	4575.6	4409.6	4216.8	4027.1	3915.4	3895.8
60°	4529.8	4543.3	4642.1	4870.3	5154.0	5314.5	5063.1	4747.6	4511.5	4404.7	4368.8
62.5°	5102.2	5103.4	5224.8	5491.4	5866.0	6089.3	5749.0	5327.3	5083.8	4955.1	4920.3
65°	5717.7	5720.8	5846.6	6134.5	6522.0	6764.8	6380.4	5941.1	5643.3	5453.6	5426.7
67.5°	6152.9	6165.6	6298.0	6644.6	7007.1	7226.1	6828.2	6331.6	5987.5	5761.2	5738.5
70°	6083.3	6133.3	6288.9	6693.4	7197.4	7509.9	6900.9	6285.2	5831.3	5564.0	5545.1
72.5°	5305.3	5401.1	5608.6	6139.4	6945.4	7375.6	6504.9	5629.3	5115.6	4888.0	4853.8
75°	3612.7	3768.3	4081.4	4847.1	5933.8	6385.9	5476.2	4488.3	4005.1	3690.2	3667.0
77.5°	1610.8	1646.2	2042.8	2924.5	4094.8	4585.9	3978.8	2936.1	2203.9	1757.8	1663.9
80°	449.1	454.6	606.5	1089.2	2049.5	2694.5	2200.2	1144.0	643.1	453.4	427.1
82.5°	142.8	155.0	189.1	282.5	688.9	1229.5	707.1	305.1	217.2	173.3	156.2
85°	69.6	68.9	95.8	114.7	175.7	272.1	187.3	141.6	123.9	82.3	74.4
87.5°	29.3	29.9	44.5	40.2	51.2	44.0	60.4	63.4	66.5	36.6	31.8
90°	0.0	0.0	0.0	0.0	0.0	0.0	0.0	0.0	0.0	0.0	0.0

(END OF REPORT)